

**COMPONENTI**  
**COMPONENTS**



Seduta (A)  
Chair (A)



Bracciolo (B)  
Armrest (B)



Tavoletta  
scrittoio (C)  
Writing tablet  
(C)



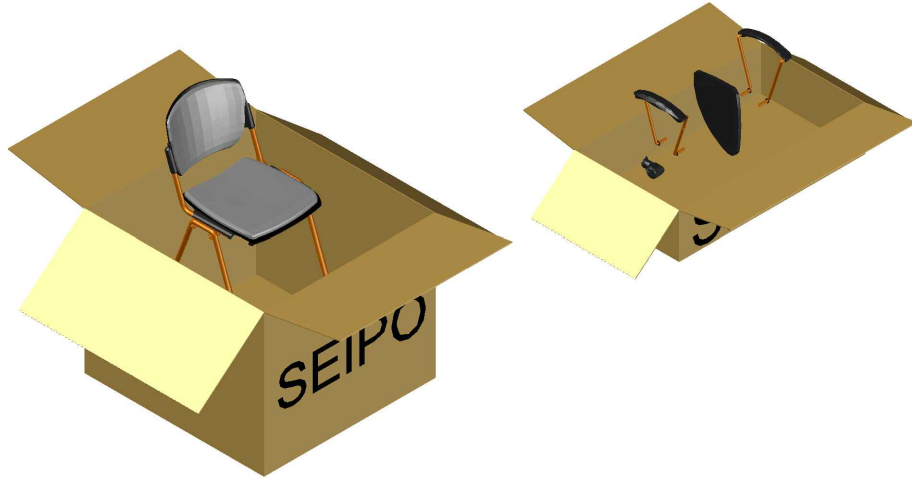
Snodo  
antipánico (D)  
Anti-panic joint  
(D)

**SERIE**  
**VISUAL**  
**VISUAL**  
**SERIES**

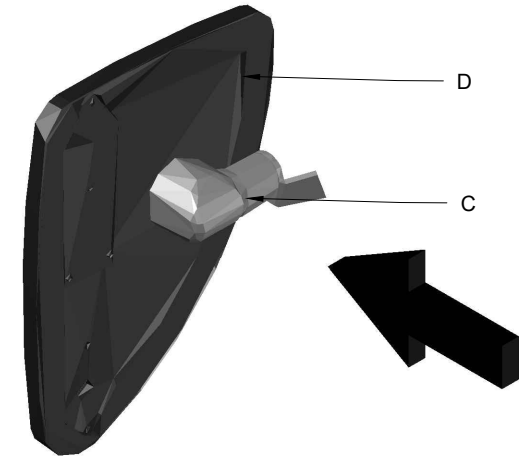


VP509G - VP509N - VP509C - VI509G - VI509N - VI509C - VF509G - VF509N - VF509C -  
 VR509G - VR509N - VR509C  
 VP512G - VP512N - VP512C - VI512G - VI512N - VI512C - VF512G - VF512N - VF512C -  
 VR512G - VR512N - VR512C

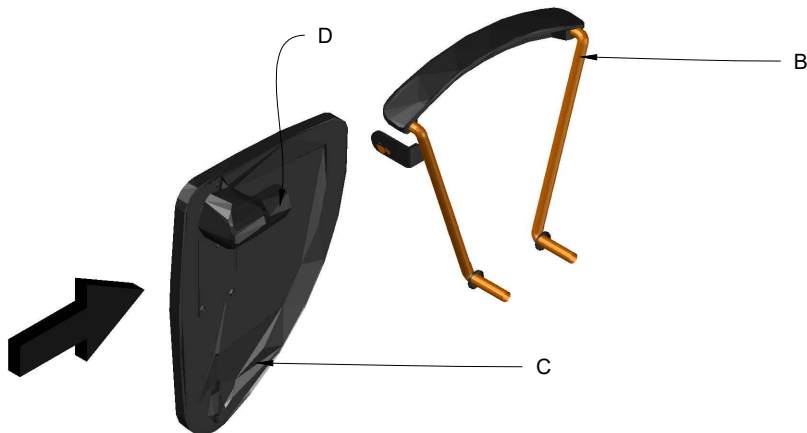
- 1) Uscire tutti gli elementi dalle scatole.
- 1) Extract all elements from the boxes



- 2) Unire lo snodo antipanico (D) alla tavoletta (C).
- 2) Unite the anti-panic joint (D) to the writing tablet (C)



- 3) Inserire la tavoletta (C) con lo snodo (D) nel bracciolo (B).
- 3) Insert the writing tablet (C) and joint (D) in the armrest (B)



- 4) Inserire i braccioli (B) nella seduta (A).
- 4) Insert the armrests (B) in the chair (A)

