

Componenti
Components




Scocca x1 (A)
Backrest x1
(A)

SERIE
TREND
TREND
SERIES



Colonna a gas
x1 (B)
Gas lift x1 (B)



Base a 5
razze x1 (C)
5 star base x1
(C)



Ruota D.65
x5 (D)
Castors Diam.
65mm x5 (D)

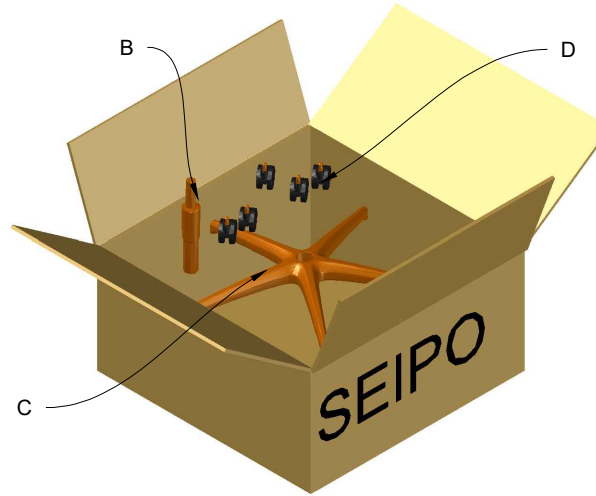


TR02

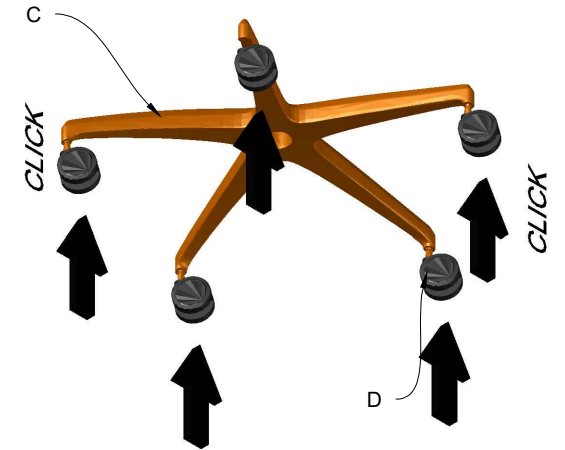
1) Estrarre la scocca (A) dalla scatola
 1) Extract the body (A) and movement from the box



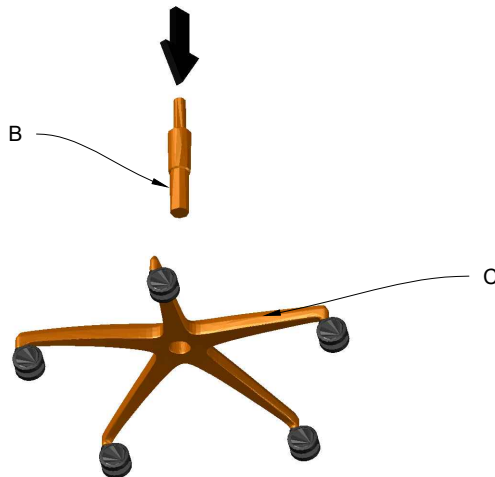
2) Estrarre la base (C) la colonna a gas (B) e le ruote (D) dalla scatola
 2) Extract the base (C), gas lift (B) and castors (D) from the box



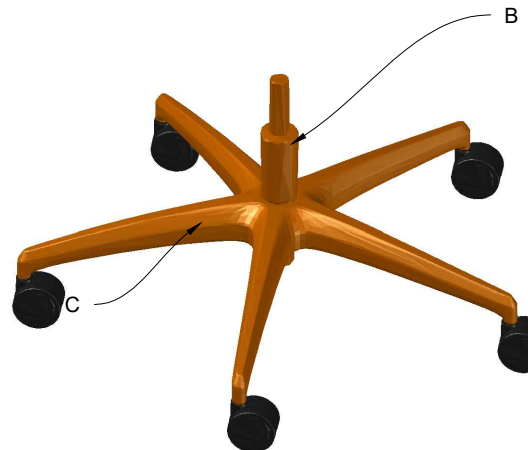
3) Inserire le ruote (D) nella base (C) fino a quando non si sente un click al fine di bloccarle.
 3) Insert the castors (D) in the base (C) until you hear a click for locking



4) Inserire la colonna a gas (B) nel cono della base (C).
 4) Insert the gas lift (B) in the cone of the base (C)



5) Colonna a gas (B) inserita nella base (C)
 5) Gas lift (B) inserted in the base (C)



6) Posizionare il cono del movimento nella colonna a gas (B) in modo da unire la scocca (A) e le parti assemblate precedentemente.
 6) Position the cone of the movement on the gas lift (B) to unite the body (A) to the beforehand assembled parts

