

## ISTRUZIONI MONTAGGIO

### GAMBE PIEGHEVOLI

1. Montare la gamba al piano usando i blocchetti da 27 mm precedentemente appoggiati al piano
2. Inserire la gamba
3. Posizionare i blocchetti da 57 mm
4. Avvitare 4 viti TCEI M6x45 (coppia di serraggio consigliata 0.3 Kgm)
5. Posizionare la gamba a 90°, come mostra la figura 1.
6. Prima di montare la pinza assicurarsi di inserire il blocchetto come figura 2.
7. Agganciare il fondello alla pinza e avvitare 6 viti autofilettanti TSP con intaglio a croce diametro 4.8x19

Figura 1

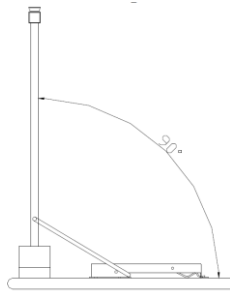
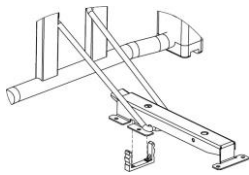



Figura 2



#### Per tavoli di grandi dimensioni

Utilizzare la configurazione a gambe contrapposte, come in figura 4.

Figura 4



### GAMBE CONTRAPPOSTE

## ORIENTAMENTO DELLE GAMBE

### Per tavoli di piccole dimensioni

Utilizzare gambe allineate, come in figura 3, avendo cura all'occorrenza di chiudere per prima la gamba che presenta la sporgenza del tubo verso l'interno del tavolo.

Figura 3



### GAMBE ALLINEATE



Prima gamba da chiudere in tavoli con disposizione a gambe allineate

## ASSEMBLY INSTRUCTIONS

### FOLDING LEGS

1. Mount the leg to the worktop using the 27 mm blocks previously placed on the worktop.
2. Insert the leg.
3. Position the 57 mm blocks.
4. Screw the 4 TCEI M6x45 screws (recommended tightening torque 0.3 Kgm)
5. Position the leg at 90°, as shown in figure 1.
6. Be sure to insert the block as in figure 2 before mounting the caliper.
7. Hook the rod to the pliers and screw 6 self-tapping TSP screws with cross recess diameter 4.8x19.

Figure 1

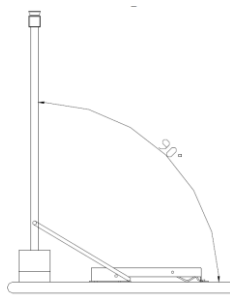
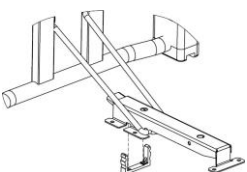



Figure 2



#### For large tables

Use the opposite leg configuration, as shown in figure 4.

Figure 4




### OPPOSING LEGS

## ORIENTATION OF THE LEGS

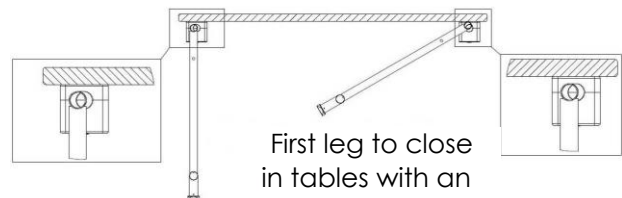
### For small tables

Use aligned legs, as in figure 3, taking care, if necessary, to close first the leg that has the protrusion of the tube towards the inside of the table.

Figure 3



### ALIGNED LEGS



First leg to close in tables with an aligned legs arrangement