
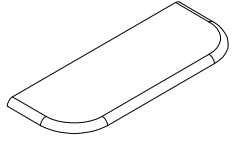
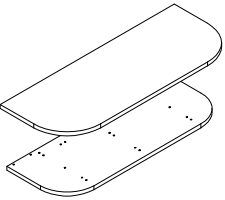
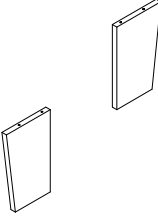
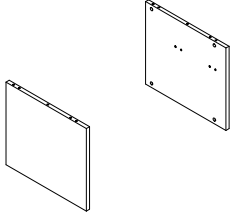

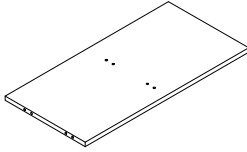
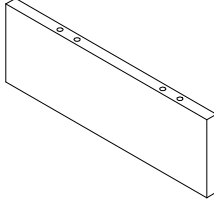
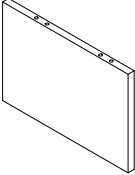
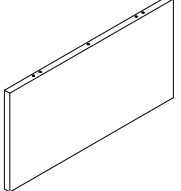


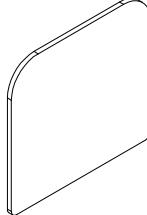






| Ferramenta<br>Hardware                         | Componenti<br>Components |                                                                                     |                                           |                                                                                   |                                                                                    |                                         |                                                                                     |                                         |                                                                                     |                             |
|------------------------------------------------|--------------------------|-------------------------------------------------------------------------------------|-------------------------------------------|-----------------------------------------------------------------------------------|------------------------------------------------------------------------------------|-----------------------------------------|-------------------------------------------------------------------------------------|-----------------------------------------|-------------------------------------------------------------------------------------|-----------------------------|
| Chiave esagonale<br>Hexagonal key              | n°1                      |     | Cuscino (A)<br>Cushion (A)                |  |  | Base e cappello (B)<br>Base and top (B) |  | Elementi 1 (C)<br>Elements 1 (C)        |  | Fianchi (D)<br>Sides (D)    |
| Viti (R)<br>Screw (R)                          | n° 16                    |     | Ripiano (E)<br>Shelf (E)                  |  |  | Fianchetto (F)<br>Small side (F)        |  | Fianco centrale (G)<br>Central side (G) |  | Retro (H)<br>Back panel (H) |
| Spina in legno 8x50 (S)<br>Wooden pin 8x50 (S) | n° 8                     |     |                                           |                                                                                   |                                                                                    |                                         |                                                                                     |                                         |                                                                                     |                             |
| Spina in legno 8x30 (T)<br>Wooden pin 8x30 (T) | n° 66                    |     | Retro comune (I)<br>Shared back panel (I) |  |                                                                                    |                                         |                                                                                     |                                         |                                                                                     |                             |
| Barilotto 14x14 (U)<br>Barrel 14x14 (U)        | n°32                     |     |                                           |                                                                                   |                                                                                    |                                         |                                                                                     |                                         |                                                                                     |                             |
| Tirante 7x33.5 (V)<br>Tie-rod 7x33.5 (V)       | n°32                     |     |                                           |                                                                                   |                                                                                    |                                         |                                                                                     |                                         |                                                                                     |                             |
| Grano 8x8 (Z)<br>Threaded screw 8x8 (Z)        | n°32                     |  |                                           |                                                                                   |                                                                                    |                                         |                                                                                     |                                         |                                                                                     |                             |
| Feltri<br>Felt pads                            | n°10                     |   |                                           |                                                                                   |                                                                                    |                                         |                                                                                     |                                         |                                                                                     |                             |
|                                                |                          |                                                                                     |                                           |                                                                                   |                                                                                    |                                         |                                                                                     |                                         |                                                                                     |                             |
|                                                |                          |                                                                                     |                                           |                                                                                   |                                                                                    |                                         |                                                                                     |                                         |                                                                                     |                             |
|                                                |                          |                                                                                     |                                           |                                                                                   |                                                                                    |                                         |                                                                                     |                                         |                                                                                     |                             |
|                                                |                          |                                                                                     |                                           |                                                                                   |                                                                                    |                                         |                                                                                     |                                         |                                                                                     |                             |
|                                                |                          |                                                                                     |                                           |                                                                                   |                                                                                    |                                         |                                                                                     |                                         |                                                                                     |                             |

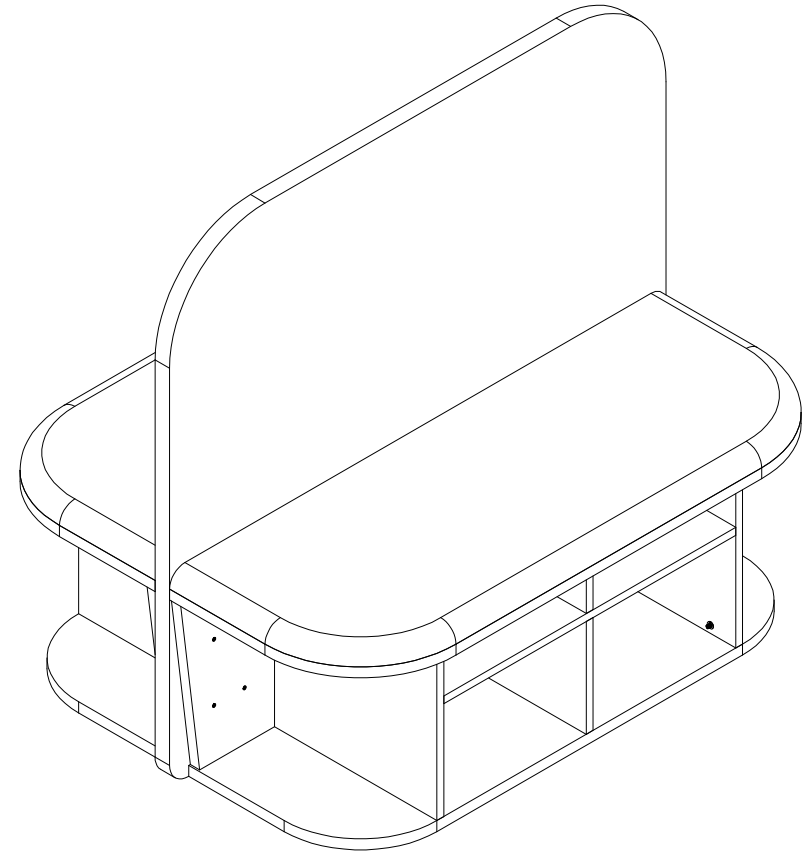
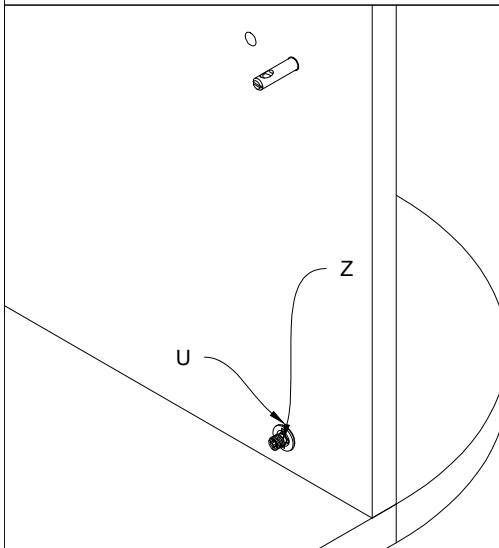
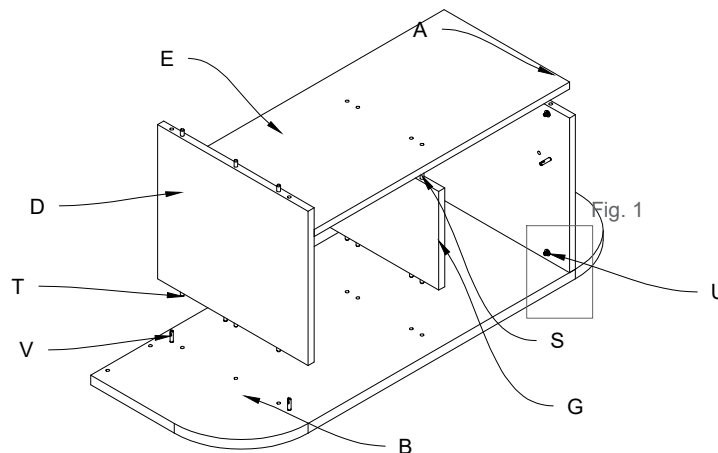


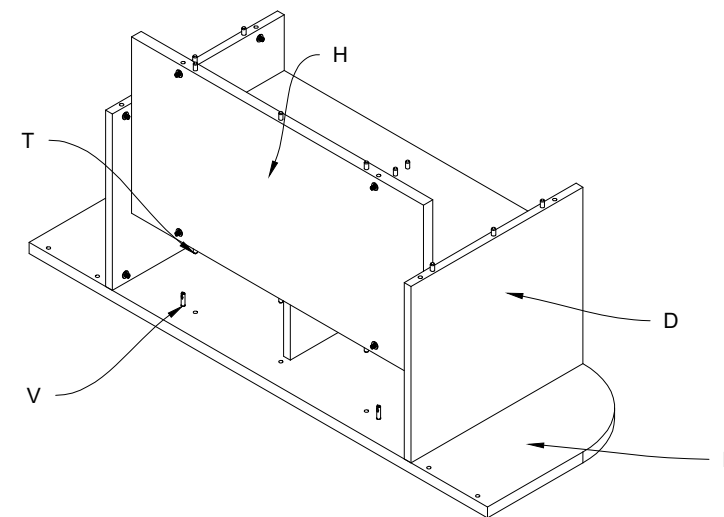
Fig.1 Serrare i grani (Z) nei barilotti (U).  
Fig.1 Tighten the threaded screws (Z) in the barrels (U).



1) Posizionare la base (B) sul pavimento e inserire i fianchi (D e G) e il ripiano (E) tramite spine (T e S) tiranti (V) e barilotti (U).  
1) Position the base (B) on the floor and insert the sides (D and G) and shelf (E) by means of the wooden pins (T and S), tie-rods (V) and barrels (U).

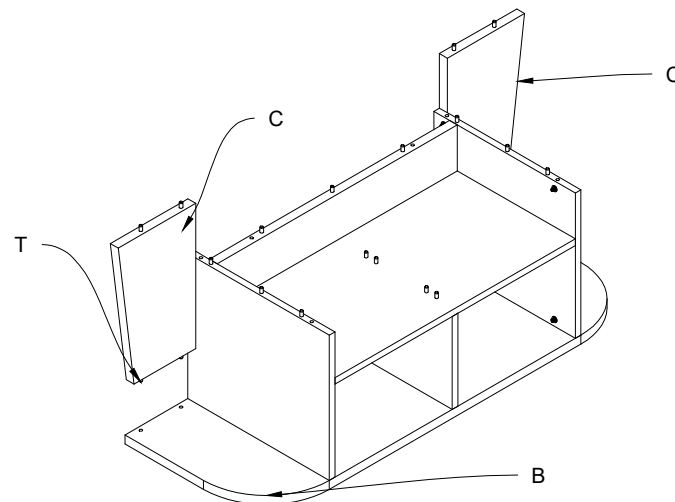


2) Inserire il retro (H) tra i fianchi esterni (D) e la base (B) ed unirlo con le spine (T) e i tiranti (V).  
2) Insert the back panel (H) between the external sides (D) and base (B), unite it by means of the wooden pins (T) and tie-rods (V).



3) Unire gli elementi 1 (C) alla base (B) con le spine (T)

3) Unite the elements 1 (C) to the base (B) by means of the wooden pins (T).



4) Inserire il fianchetto (F) sopra al ripiano (E) in corrispondenza delle spine (S)

4) Insert the small side (F) on top of the shelf (E) in function of the wooden pins (S).

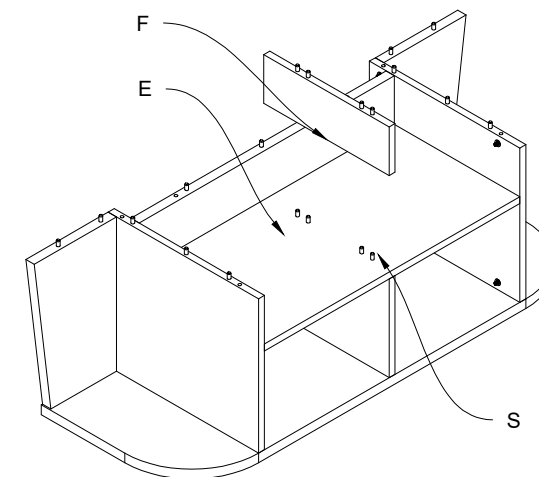
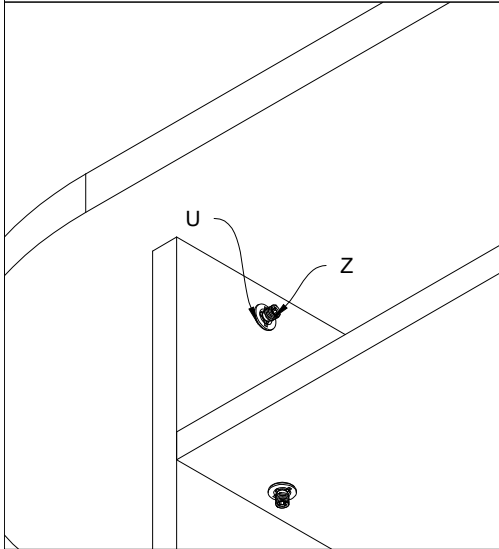
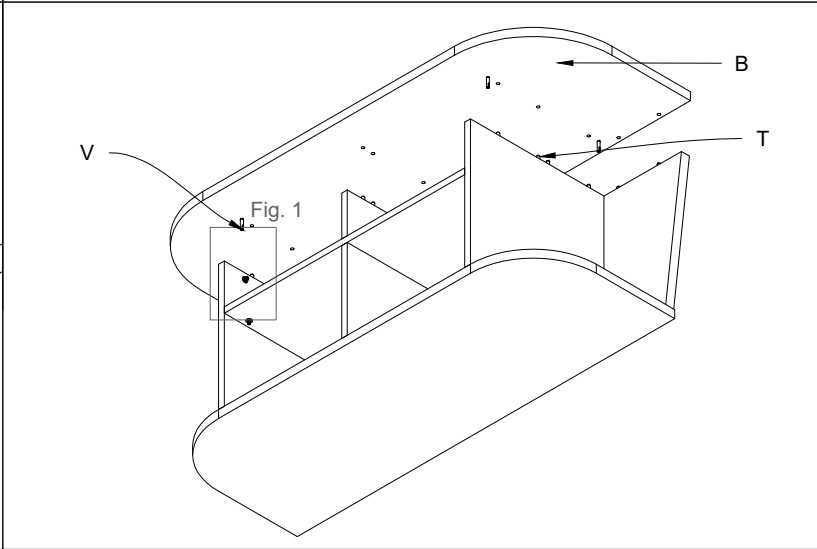


Fig.1 Serrare i grani (Z) nei barilotti (U).  
Fig.1 Tighten the threaded screws (Z)  
in the barrels (U).



5) Posizionare il cappello (B) in corrispondenza dei tiranti (V) e delle spine (T)  
5) Position the top (B) in function of the tie-rods (V) and wooden pins (T).



6) Posizionare il cuscino (A) sopra il cappello (B).  
6) Position the cushion (A) on top of the top (B).

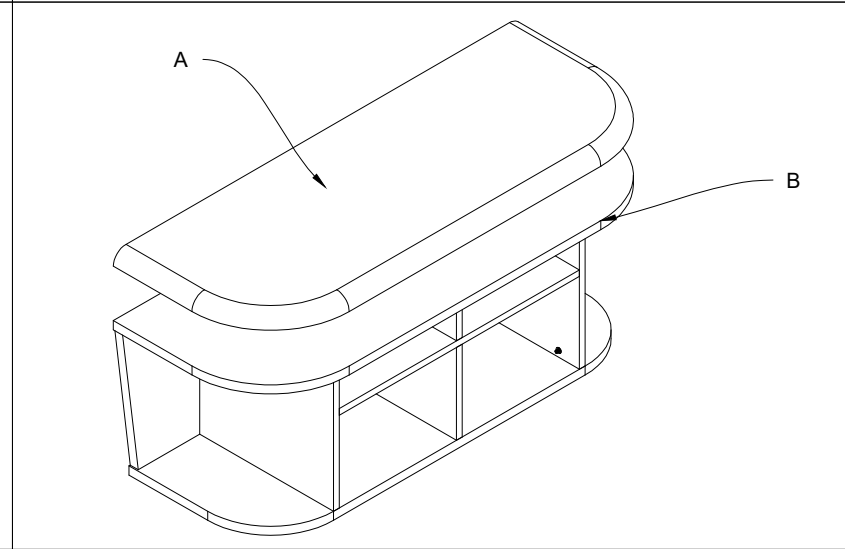
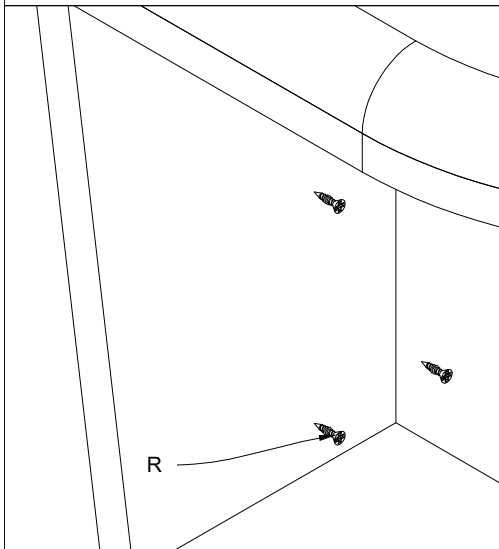
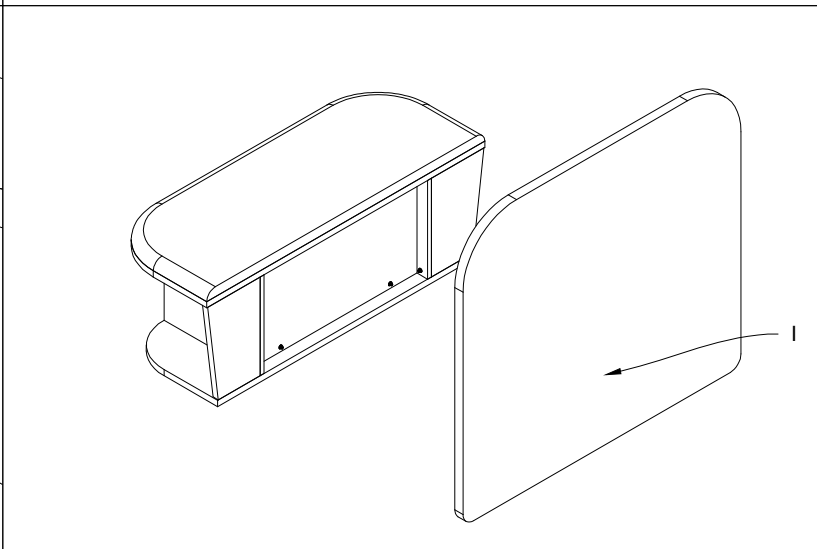


Fig.1 Bloccare il tutto con le viti (R).  
Fig.1 Fasten all of the pieces by  
means of the screws (R).



7) Posizionare il retro comuni (I) nella parte posteriore di un bench.  
7) Position the shared back panel (I) on the rear part of the  
bench.



8) Posizionare il secondo bench nel lato opposto del retro (I) e unirli  
tramite le viti (R)  
8) Position the second bench on the opposite side of the shared  
back panel (I) and unite them by means of the screws (R).

