



Fig.1 Serrare i grani (Z) nei barilotti (U).  
Fig.1 Tighten the threaded screws (Z) in the barrels (U).

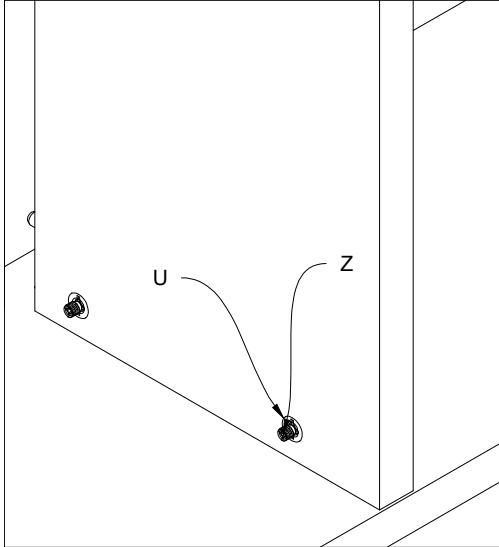
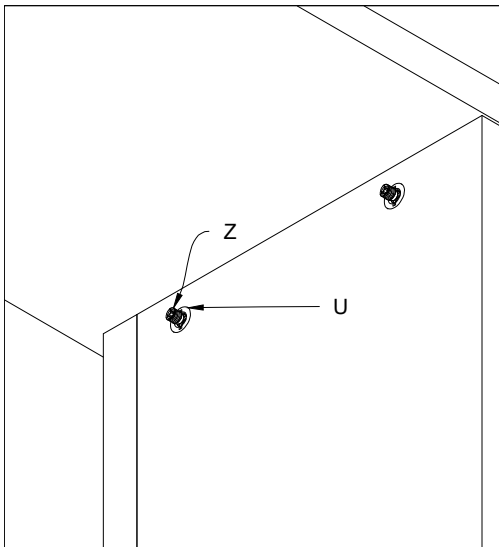
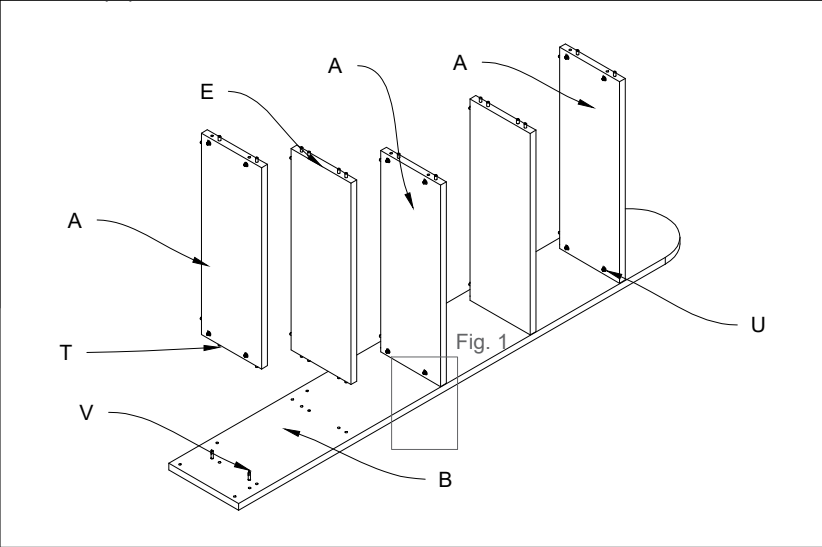


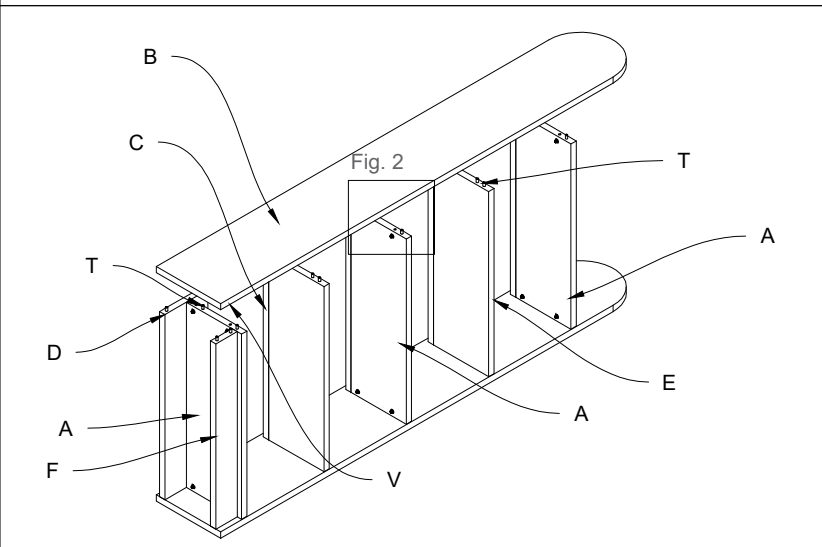
Fig.1 Serrare i grani (Z) nei barilotti (U).  
Fig.1 Tighten the threaded screws (Z) in the barrels (U).



1) Posizionare il fianco (B) sul pavimento inserendo il ripiano mobile (E) e quello strutturale (A) tramite spine (T) tiranti (V) e barilotti (U).  
1) Position the side (B) on the floor, insert the structural and adjustable shelves (A and E) by means of the wooden pins (T), tie-rods (V) and barrels (U).



3) Unire il fianco (B) con i ripiani (A e E) gli elementi (C e D) e la base (F) tramite spine (T) e tiranti (V).  
3) Unite the side (B) to the shelves (A and E), elements (C and D) and base (F) by means of the wooden pins (T) and tie-rods (V).



2) Posizionare l'elemento 1 (C), l'elemento 2 (D) e la base (F) nel fianco (B) e nei ripiani (A e E) tramite le spine (T).  
2) Position element 1 (C), element 2 (D) and the base (F) in the side (B) and shelves (A and E) by means of the wooden pins (T).

