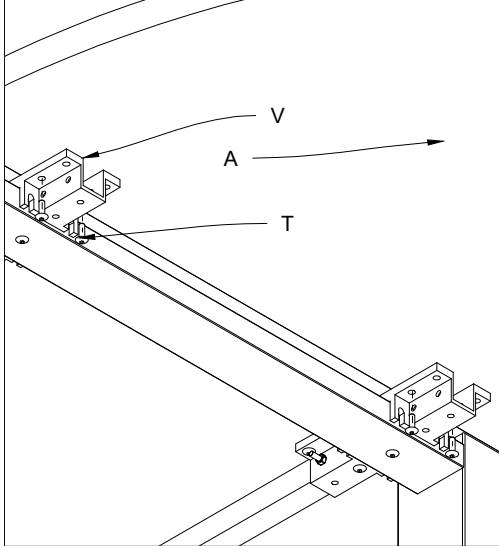
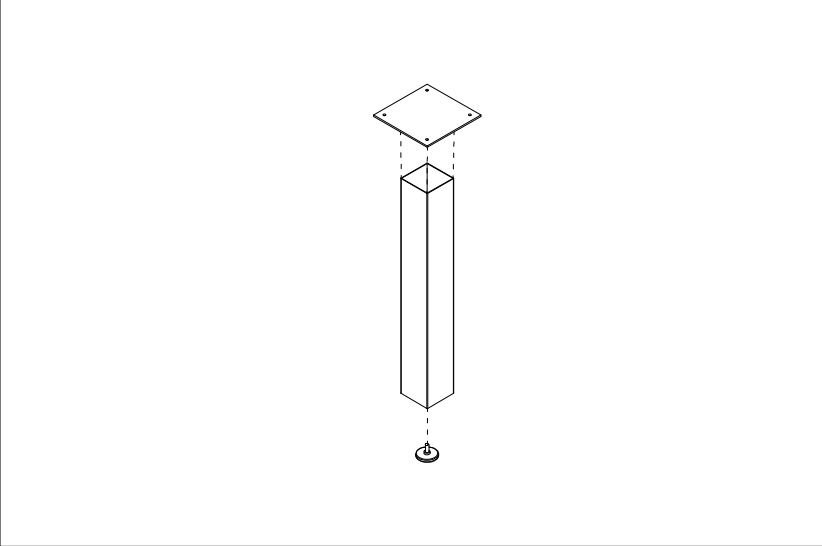


Fig.1 Posizionare bulloni (T) nel piano (A) attraverso i distanziali composti (V)
Fig.1 Position the bolts (T) in the top (A) by means of the compound spacers (V)



1) Montare il gambone inserendo sopra la piastra (C) e sotto il piedino regolabile (U)
1) Assemble the self bearing leg by inserting the plate (C) on top and the adjustable foot (U) on the bottom



2) Posizionare il piano (A) e il gambone (B) in prossimità dei distanziali composti (V) delle scrivanie.
2) Position the top (A) and self bearing leg (B) in function to the compound spacers (V) of the desks.

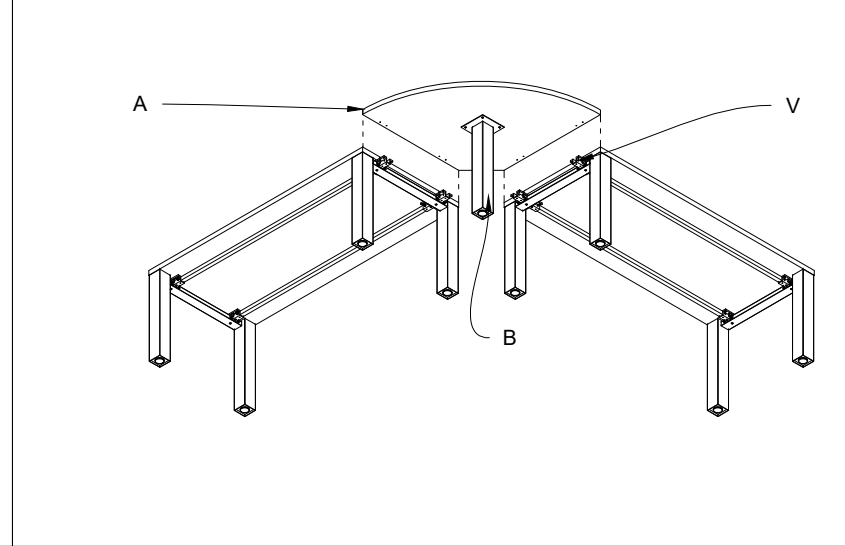
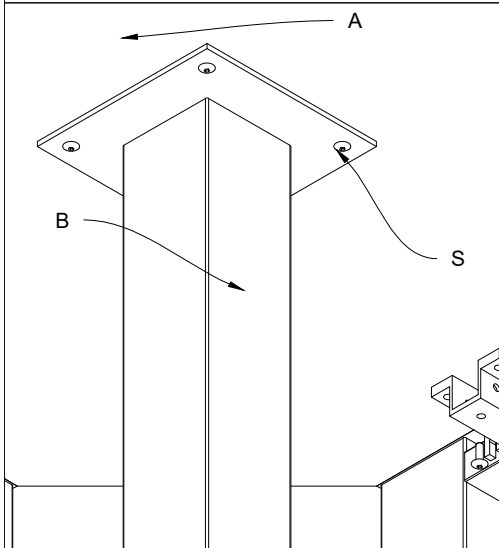
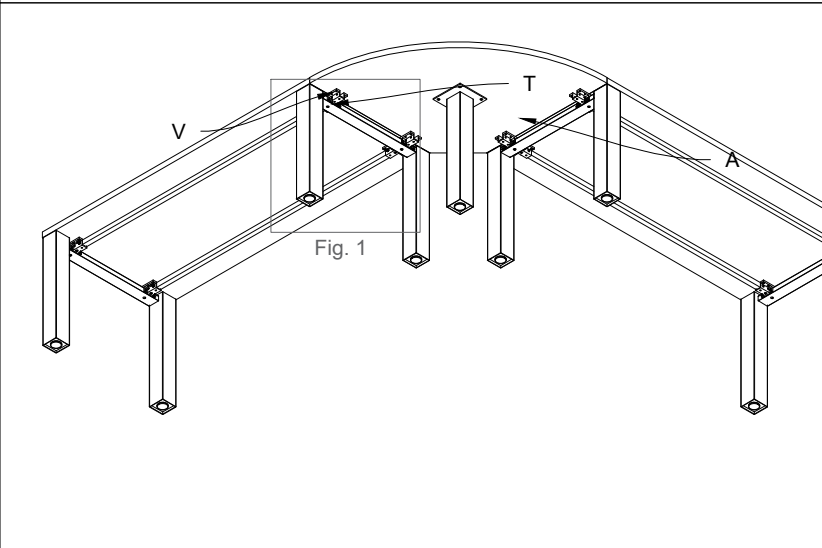


Fig.2 Unire il piano (A) e il gambone (B) tramite i bulloni (S)
Fig.2 Unite the top (A) and self bearing leg (B) by means of the bolts (S)



3) Fissare il piano (A) alle scrivanie tramite i bulloni (T) nei distanziali composti (V)
3) Fasten the top (A) to the desks by means of the bolts (T) in the compound spacers (V)



4) Fissare il gambone (B) al piano (A) tramite i bulloni (S)
4) Fasten the self bearing leg (B) to the top (A) by means of the bolts (S)

