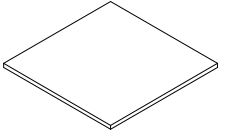
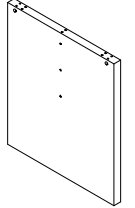
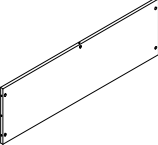







Ferramenta Hardware	Componenti Components	 Piano (A) Top (A)	 Fianco intermedio (B) Intermediate side(B)	 Traversa (C) Cross panel (C)			
Spina in legno 8x30 (P) Wooden pin 8x30 (P)	 n°8						
Piedini regolabili diam.=35 (Q) Adjustable feet diam.=35 (Q)	 n°2						
Barilotto 14x14 (T) Barrel 14x14 (T)	 n°9						
Tirante 7x33.5 (U) Tie-rod 7x33.5 (U)	 n°9						
Grano 8x8 (V) Threaded screw 8x8 (V)	 n°9						

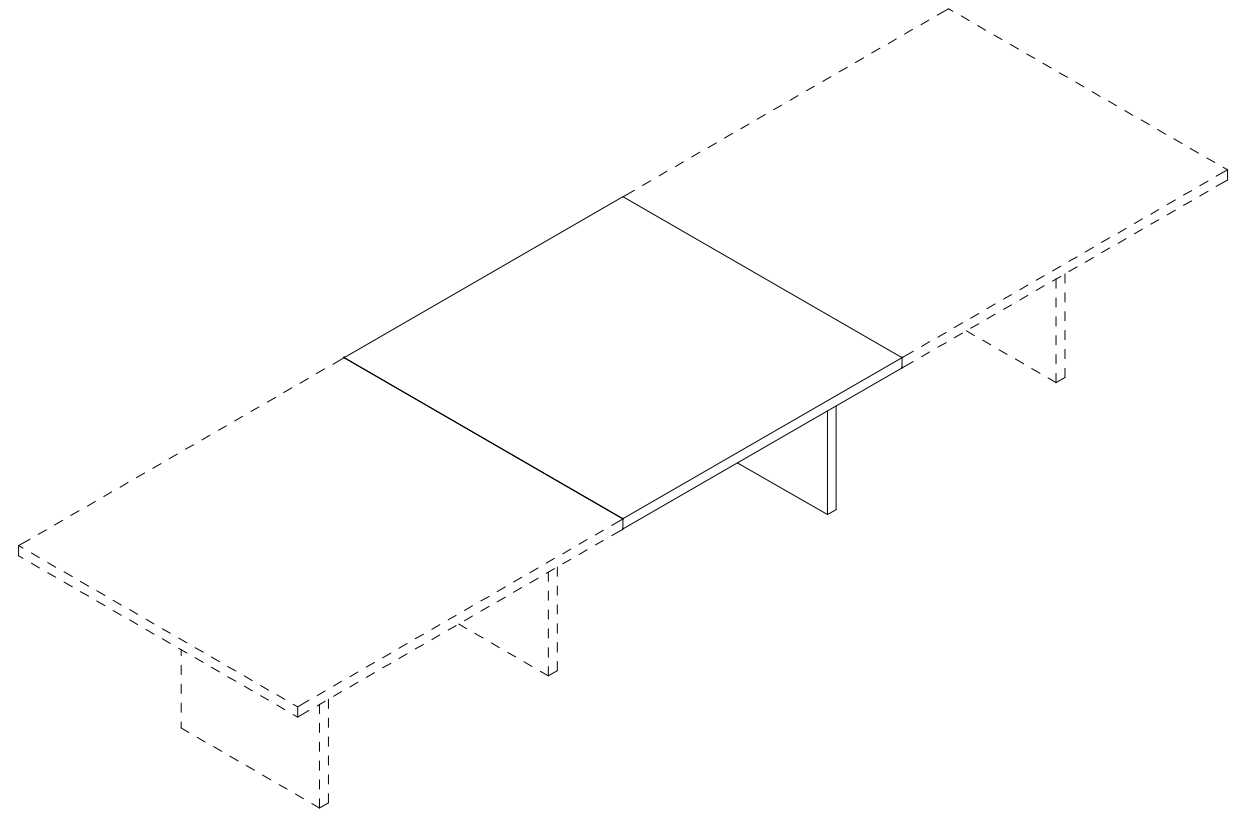


Fig.1 Posizionare spine (P), barilotti(T),tiranti(U) nel fianco (B)
 Fig.1 Position the wooden pins (P), barrels (T) and tie-rods (U) in the side (B)

1) Posizionare le spine (P), i barilotti (T), i tiranti (U) e piedini (Q) nel fianco (B).
 1) Position the wooden pins (P), barrels (T), tie-rods (U) and feet (Q) in the sides (B)

2) Posizionare i barilotti (T) e le spine (P) nella traversa (C).
 2) Position the barrels (T) and the wooden pins (P) in the cross panel (C)

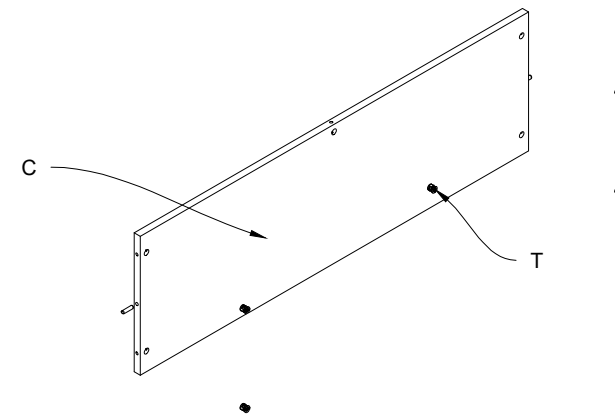
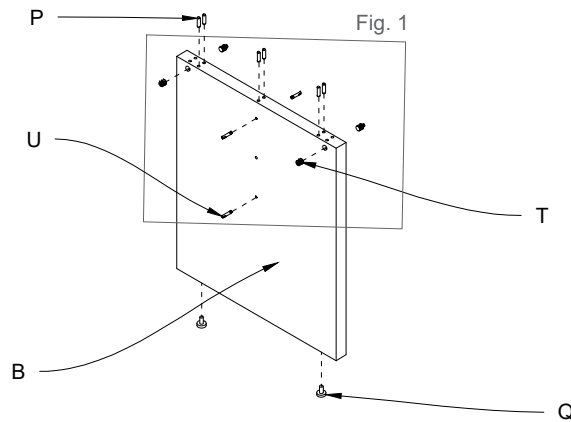
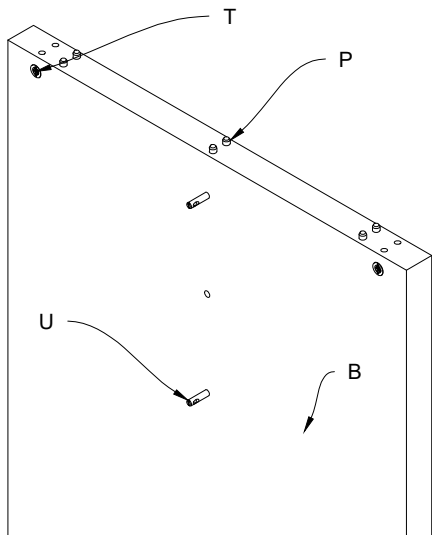


Fig.2 Posizionare i tiranti (U) nel piano (A).
 Fig.2 Position the tie-rods (U) in the top (A)

4) Unire il fianco (B) alla traversa (C) tramite le spine (P) e i tiranti (U)
 4) Unite the side (B) to the cross panel (C) by means of the wooden pins (P) and tie-rods (U)

3) Posizionare i tiranti (U) nel piano (A).
 3) Position the tie-rods (U) in the top (A)

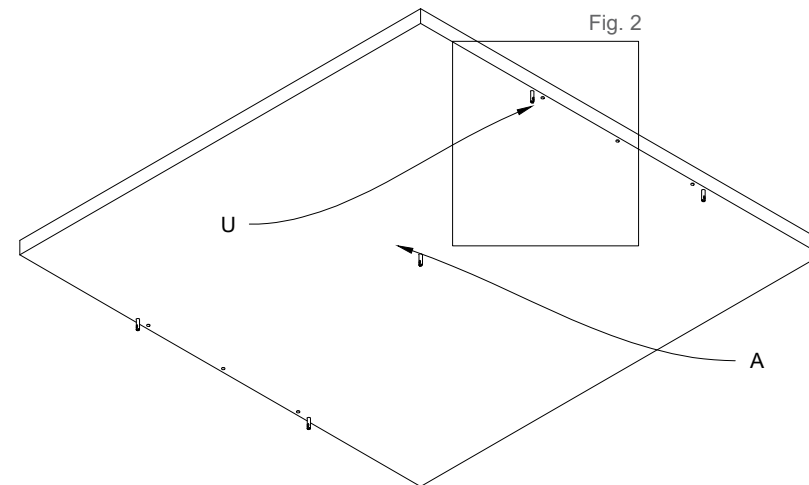
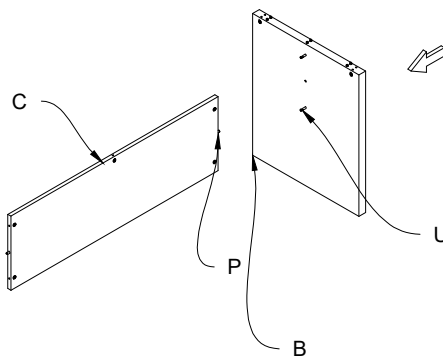
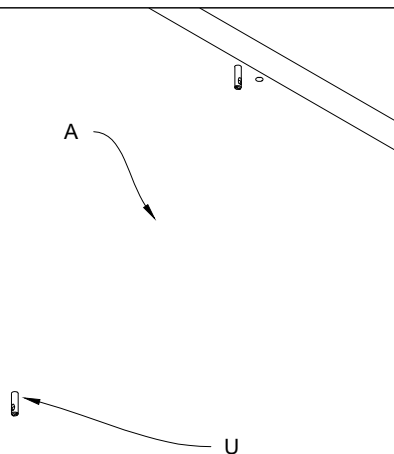
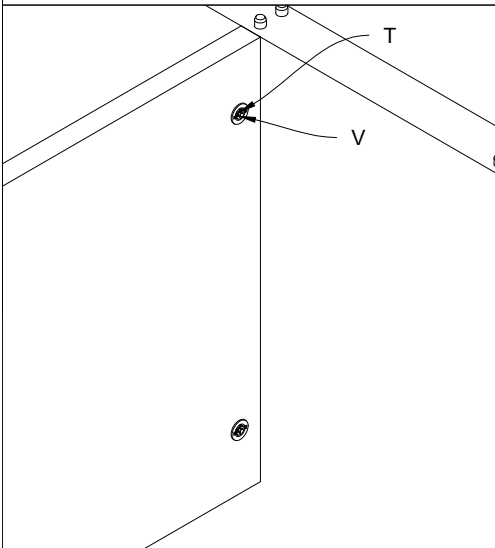
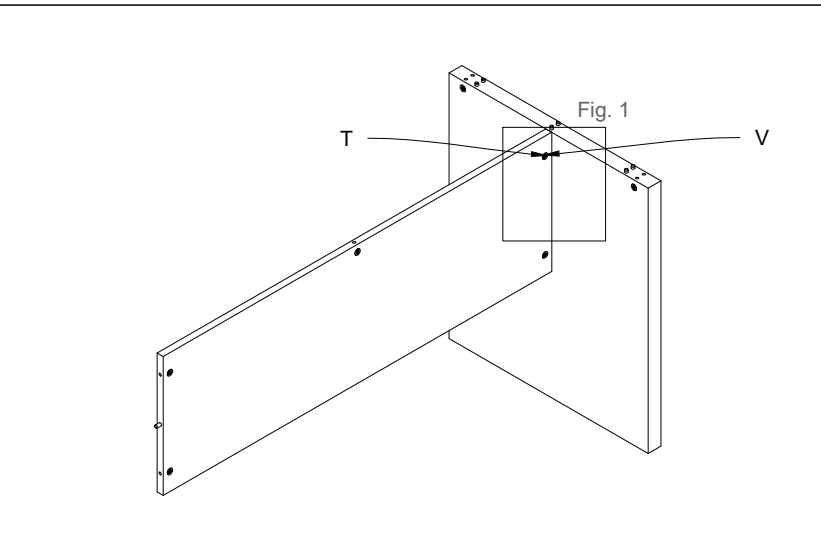


Fig.1 Serraggio grani (V) nei barilotti (T)
 Fig.1 Tighten the treaded screws (V) in the barrels (T)



5) Serraggio grani (V) nei barilotti (T)
 5) Tighten the treaded screws (V) in the barrels (T)



6) Posizionare il Piano (A), sopra la struttura e agganciarlo tramite le spine (P) e i tiranti (U)
 6) Position the top (A) on top of structure and fasten it by means of the wooden pins (P) and tie-rods (U)

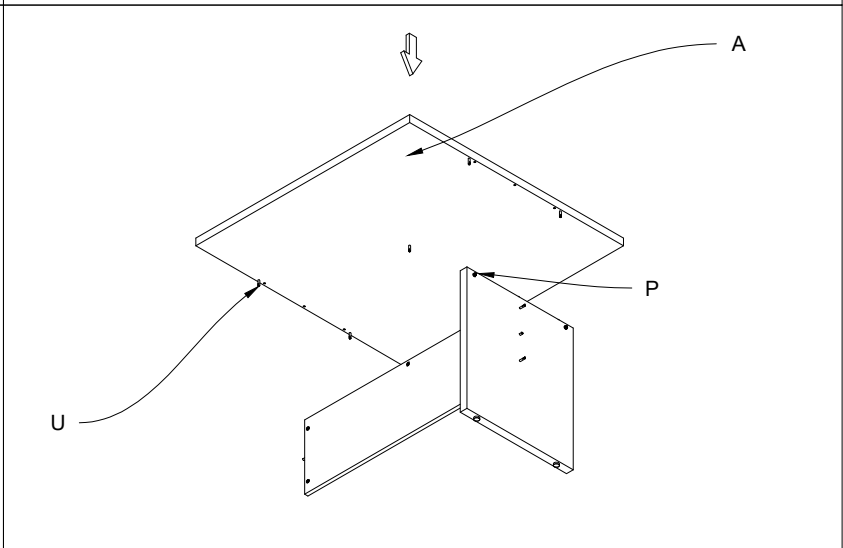
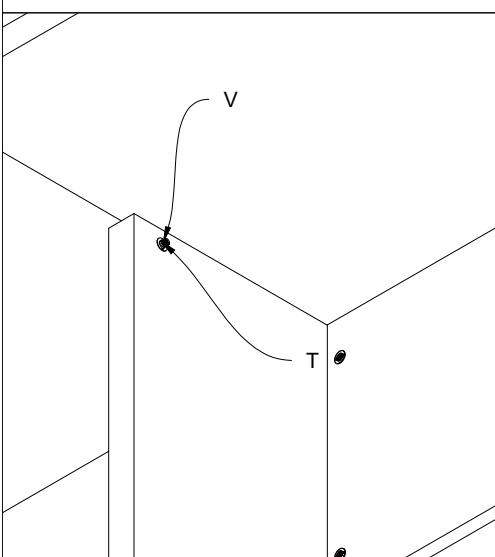
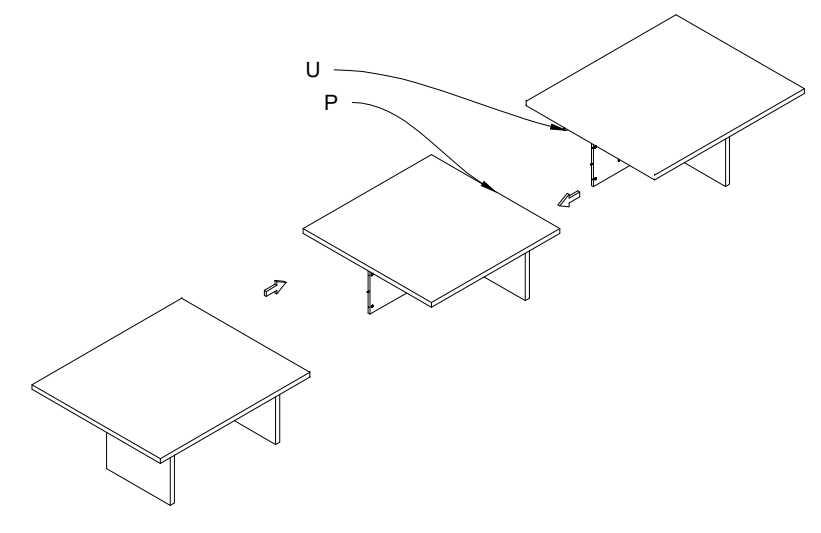


Fig.2 Serraggio grani (V) nei barilotti (T)
 Fig.2 Tighten the treaded screws (V) in the barrels (T)



7) Separare il tavolo riunione in modo tale da inserire l'allungo finito tra le due parti con tiranti (U) e spine (P)
 7) Separate the meeting table so that the finished extension can be inserted in between the two parts by means of the tie rods (U) and wooden pins (P)



8) Serraggio grani (V) nei barilotti (T)
 8) Tighten the treaded screws (V) in the barrels (T)

