





<p>Componenti Components</p>		<p>Seduta (A) Seat (A)</p>		<p>Seduta (A) Seat (A)</p>				
<p>SERIE OVER OVER SERIES</p>		<p>Colonna a gas x1 (B) Gas lift x1 (B)</p>		<p>Base a 4 razze x1 (C) 4 star base x1 (C)</p>				



OV04

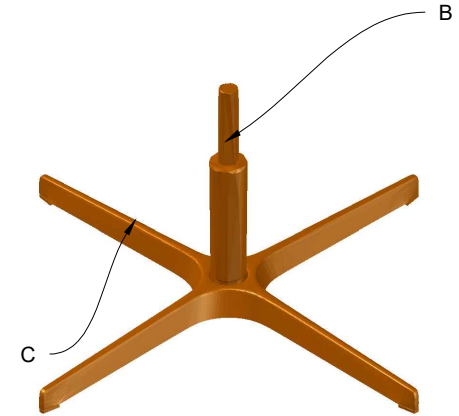
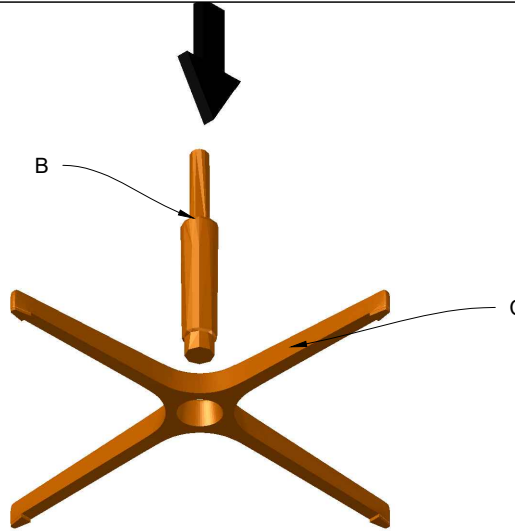


OV10

- 1) Estrarre i componenti dalla scatola
- 1) Extract the components from the box

- 2) Inserire la colonna a gas (B) nel cono della base (C).
- 2) Insert the gas lift (B) in the cone of the base (C)

- 3) Colonna a gas (B) inserita nella base (C)
- 3) Gas lift (B) inserted in the base (C)



- 4) Posizionare il cono del movimento nella colonna a gas (B) in modo da unire la seduta (A) e le parti assemblate precedentemente.
- 4) Position the cone of the movement on the gas lift (B) to unite the seat (A) to the beforehand assembled parts.

