



<p>Componenti Components</p>		<p>Scocca alta x1 (A) High backrest x1 (A)</p>		<p>Scocca bassa x1 (A) Low backrest x1 (A)</p>				
<p>SERIE MEISSA MEISSA SERIES</p>		<p>Colonna a gas x1 (B) Gas lift x1 (B)</p>		<p>Base 5 razze x1 (C) 5 star base x1 (C)</p>		<p>Ruota D.50 mm x5 (D) Castors Diam. 50 mm x5 (D)</p>		<p>Movimento (E) Movement (E)</p>



M007-M008



M011-M012

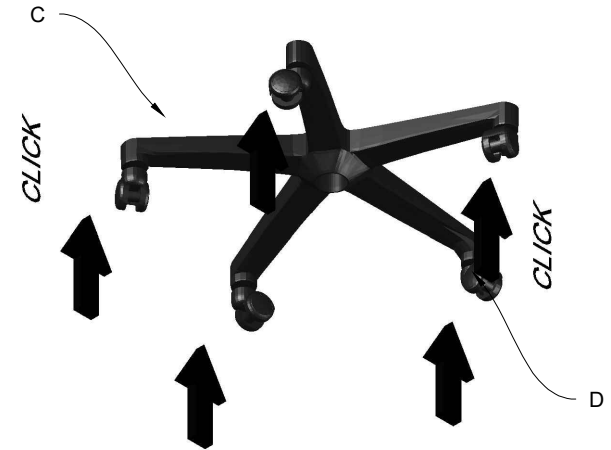
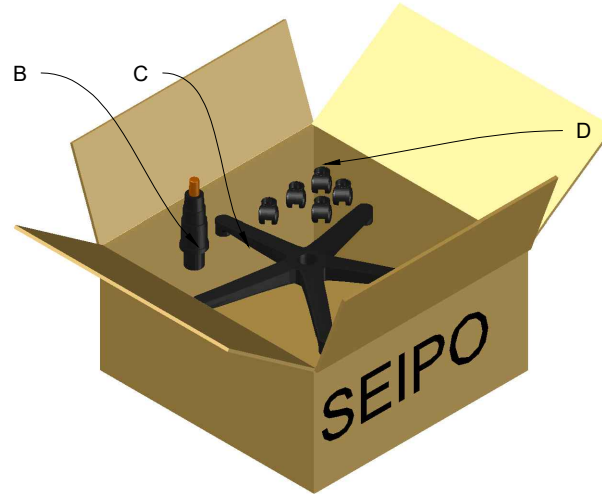


M013

1) Estrarre la scocca (A) dalla scatola  
1) Extract the body (A) from the box

2) Estrarre la base (C) la colonna a gas (B) e le ruote (D) dalla scatola  
2) Extract the base (C), gas lift (B) and castors (D) from the box

3) Inserire le ruote (D) negli appositi fori alle estremità delle razze situati nella base (C) fino a quando non si sente un click al fine di bloccarle.  
3) Insert the castors (D) in the base (C) until you hear a click for locking



4) Inserire la colonna a gas (B) nel cono della base (C).  
4) Insert the gas lift (B) in the cone of the base (C)

5) Fissare il movimento (E) alla scocca (A) tramite i bulloni.  
5) Fasten the movement (E) to the seat (A) by means of the bolts

6) Posizionare il cono del movimento nella colonna a gas (B) in modo da unire la scocca (A) e le parti assemblate precedentemente.  
6) Position the cone of the movement on the gas lift (B) to unite the body (A) to the beforehand assembled parts.

