

Schema di montaggio

Assembly diagram

COMPONENTI  
COMPONENTS



Seduta (A)  
Chair (A)



Bracciolo (B)  
Armrest (B)



Tavoletta  
scrittoio (C)  
Writing tablet  
(C)



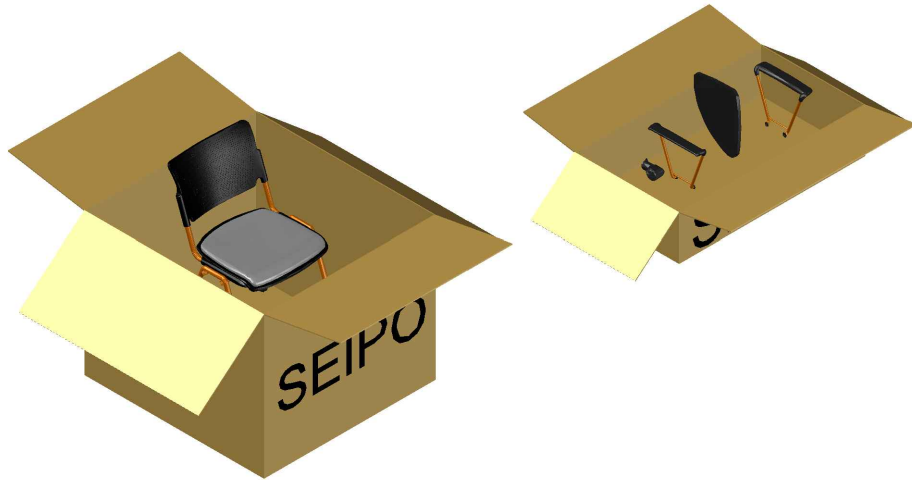
Snodo  
antipánico (D)  
Anti-panic joint  
(D)

SERIE  
LAMIA  
LAMIA  
SERIES

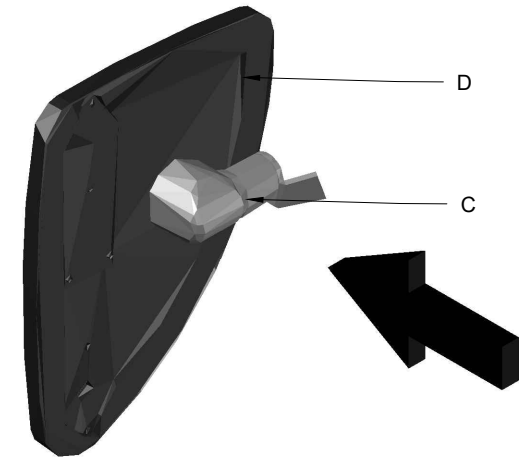


LP03G - LP03N - LP03C - LE03G - LE03N - LE03C - LM03B - LM03G - LM03N - LS03G -  
LS03N - LS03C  
LP04G - LP04N - LP04C - LE04G - LE04N - LE04C - LM04B - LM04G - LM04N - LS04G -  
LS04N - LS04C

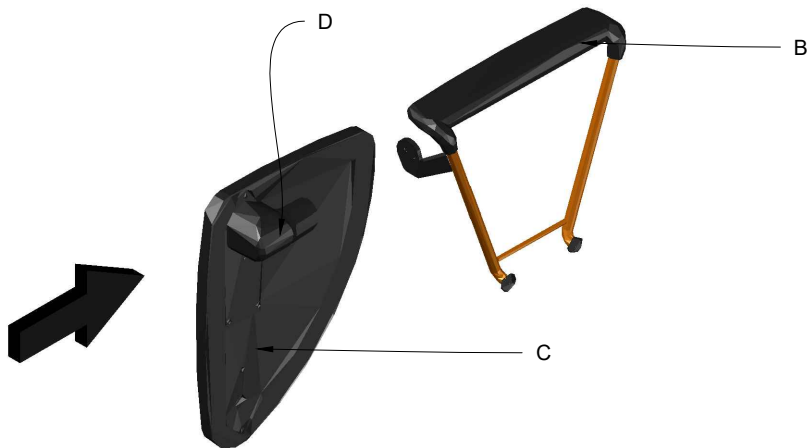
- 1) Uscire tutti gli elementi dalle scatole.
- 1) Extract all elements from the boxes



- 2) Unire lo snodo antipanico (D) alla tavoletta (C).
- 2) Unite the anti-panic joint (D) to the writing tablet (C)



- 3) Inserire la tavoletta (C) con lo snodo (D) nel bracciolo (B).
- 3) Insert the writing tablet (C) and joint (D) in the armrest (B)



- 4) Inserire i braccioli (B) nella seduta (A).
- 4) Insert the armrests (B) in the chair (A)

