



Componenti  
Components



Seduta (A)  
Seat (A)



Seduta (A)  
Seat (A)

SERIE IRIS

IRIS SERIES



Colonna a gas  
x1 (B)  
Gas lift x1 (B)



Base a 4  
razze x1 (C)  
4 star base x1  
(C)



IR05

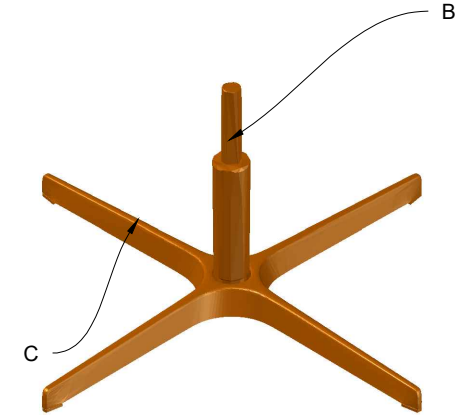
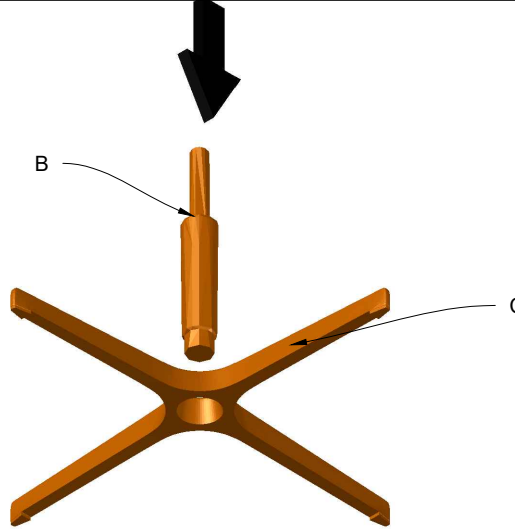


IR11

1) Estrarre i componenti dalla scatola  
1) Extract the components from the box

2) Inserire la colonna a gas (B) nel cono della base (C).  
2) Insert the gas lift (B) in the cone of the base (C)

3) Colonna a gas (B) inserita nella base (C)  
3) Gas lift (B) inserted in the base (C)



4) Posizionare il cono del movimento nella colonna a gas (B) in modo da unire la seduta (A) e le parti assemblate precedentemente.  
4) Position the cone of the movement on the gas lift (B) to unite the seat (A) to the beforehand assembled parts.

