

Fig.1 Inserimento del tassello (Z), del distanziale BQ (T) e della vite (V) nel soffitto.
Fig.1 Insert the dowel (Z), BQ spacer (T) and screw (V) in the wall

1) Inserire i tasselli (Z) i distanziali BQ (T) e le viti (V) nei fori del soffitto.
1) Insert the dowels (Z), BQ spacers (T) and screws (V) in the wall holes

2) Inserire il pannello BQ (A) con i cavi (S) nei distanziale BQ (T)
2) Insert the BQ panel (A) with the cable (S) in the BQ spacers (T)

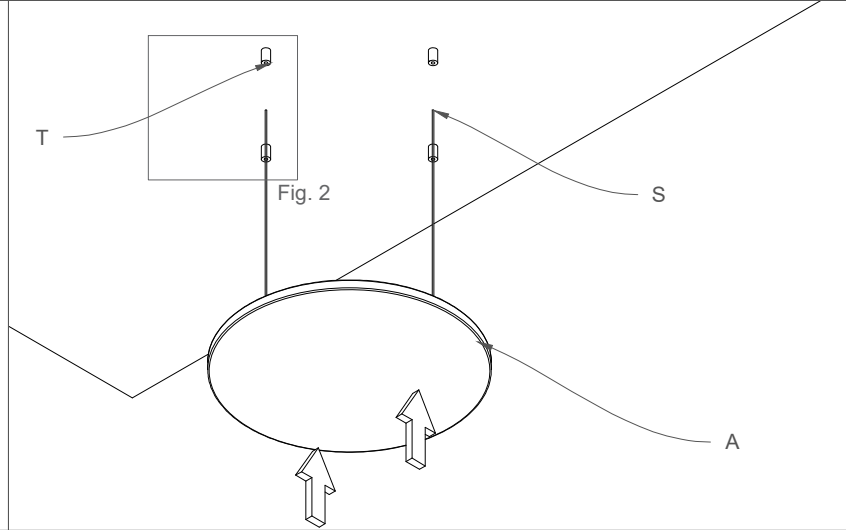
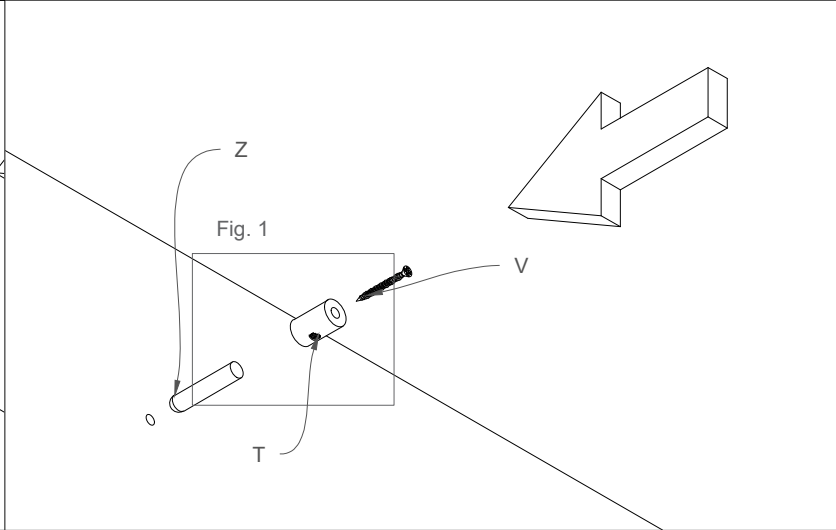
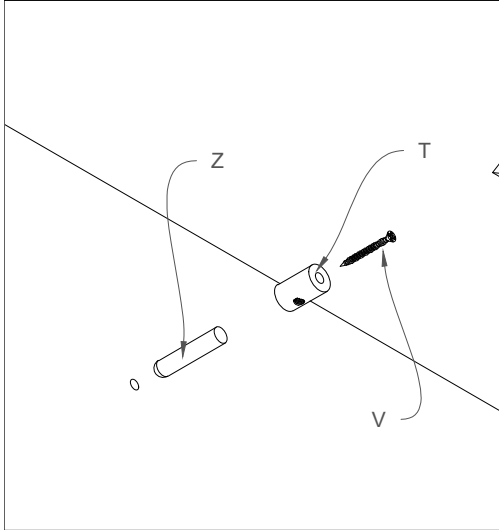


Fig.2 Serraggio del grano (U) nei distanziali BQ (T).
Fig.2 Tighten the threaded screw (U) in the BQ spacers (T)

