




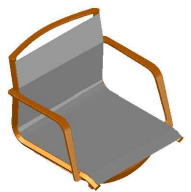

SEIPO®

Rev. 00
Data Date
24/09/2021

Emissione Issuance
Approvazione Approval

Schema di montaggio

Assembly diagram

<p>Componenti Components</p>		<p>Scocca media x1 (A) Medium backrest x1 (A)</p>		<p>Scocca bassa x1 (A) Low backrest x1 (A)</p>				
<p>SERIE ALUMINIUM ALUMINIUM SERIES</p>				<p>Base a 4 razze x1 (C) 4 star base x1 (C)</p>				



AL10 - AL40



AL11 - AL41

1) Uscire la scocca (A) dalla scatola
 1) Extract the body (A) from the box

2) Uscire la base (C) dalla scatola
 2) Extract the base (C) from the box

3) Posizionare il cono del movimento nella colonna in modo da unire la scocca (A) e la base (C)
 3) Position the cone of the movement on the lift to unite the body (A) and the base (C).

