

Fig.1 Posizionare bulloni (T) e gambone (B) nel piano (A)
 Fig.1 Position the bolts (T) and the self bearing leg (B) to the top (A)

2) Posizionare i bulloni (T) nel gambone (B) e fissarlo al piano (A).
 2) Position the bolts (T) in the self bearing leg (B) and fasten it to the top (A)

3) Fissare le staffe (V) nel piano (A) tramite i bulloni (S).
 3) Fasten the brackets (V) in the top (A) by means of the bolts (S)

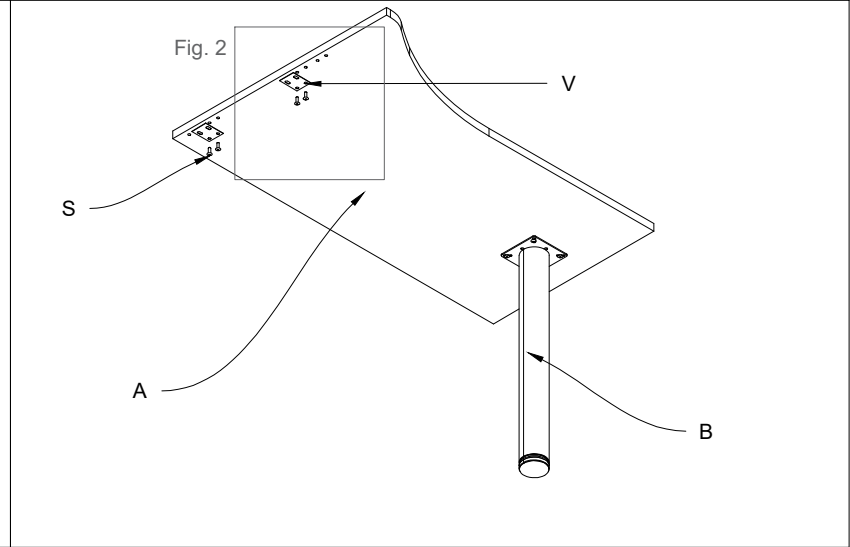
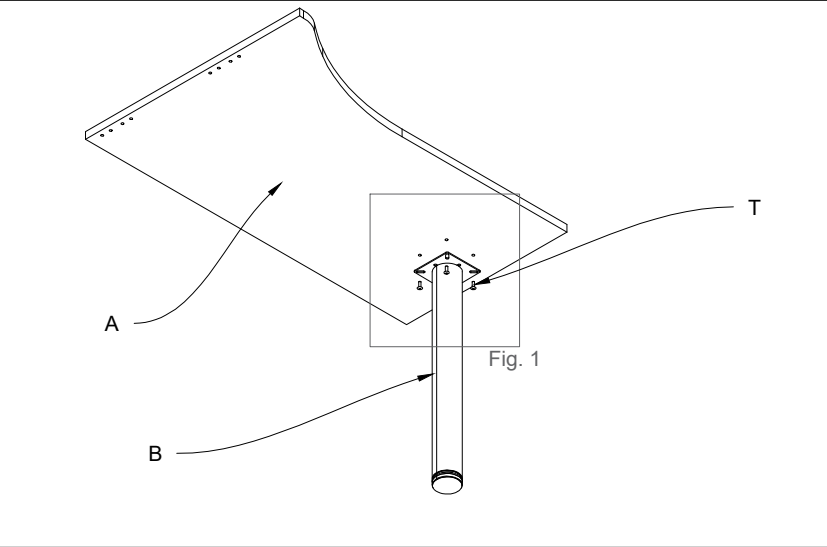
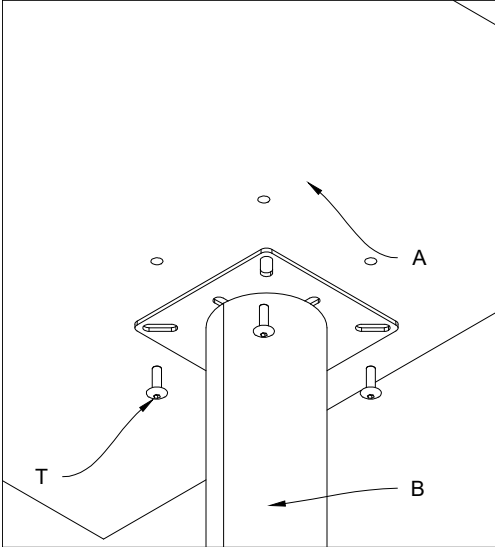


Fig.2 Inserire i bulloni (S) con la staffa (V) in corrispondenza dei fori
 Fig.2 Insert the bolts (S) with the bracket (V) in function to the holes

4) Unire l'appendice alla scrivania tramite le staffe rette (V)
 4) Unite the desk return to the desk by means of the straight brackets (V)

