


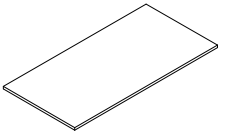

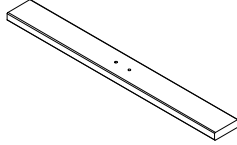
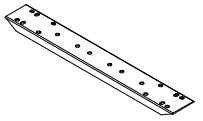

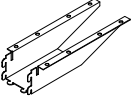
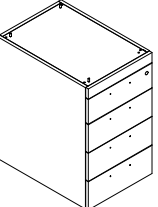


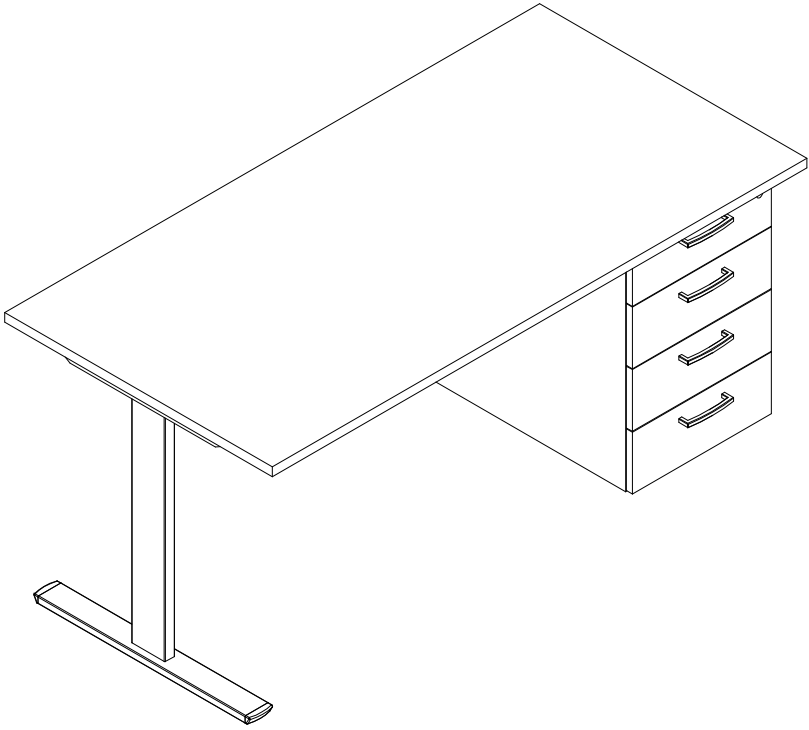




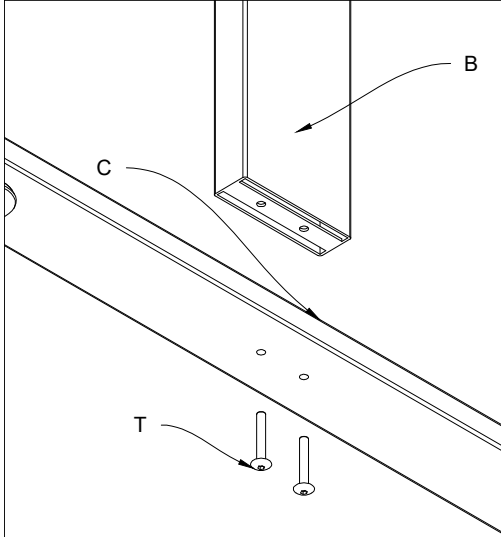
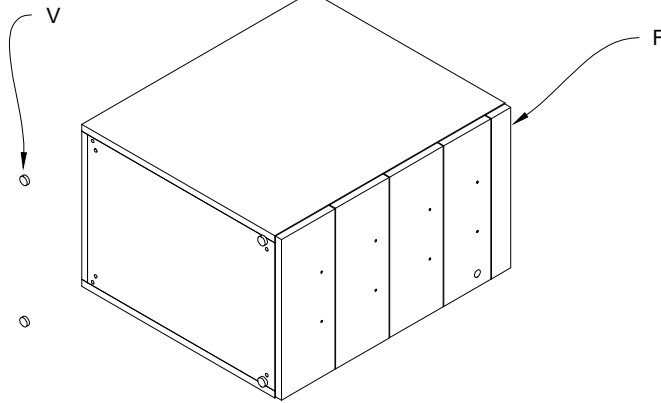
Ferramenta Hardware	Componenti Components									
Chiave esagonale Hexagonal key	n°1			Piano (A) Top (A)		Gamba (B) Leg (B)		Elemento della gamba (C) Leg element (C)		Elemento di giunzione (D) Junction element (D)
Maniglia (P) Handle (P)	n°4			Puntale (E) Mini crossbar (E)		Cassettiera (F) Chest of drawers (F)				
Bullone 4x25 (Q) Bolt 4x25 (Q)	n°8									
Bullone 6x20 (S) Bolt 6x20 (S)	n°8									
Bullone 8x25 (T) Bolt 8x25 (T)	n°4									
Bullone 6x30 (U) Bolt 6x30 (U)	n°4									
Piedini diam. 25 (V) Feet diam. 25 (V)	n°4									
Piedini diam. 35 (Z) Feet diam. 35 (Z)	n°2									

Fig.1 Fissare i bulloni (T) tra l'elemento della gamba (C) e la gamba (B)
Fig.1 Fasten the bolts (T) between the leg element (C) and leg (B)



1) Inserire i piedini (V) nella cassetiera (F).
1) Insert the feet (V) in the chest of drawers (F)



2) Inserire le maniglie (P) nella cassetiera (F) tramite i bulloni (Q).
2) Insert the handles (P) in the chest of drawers (F) by means of the bolts (Q)

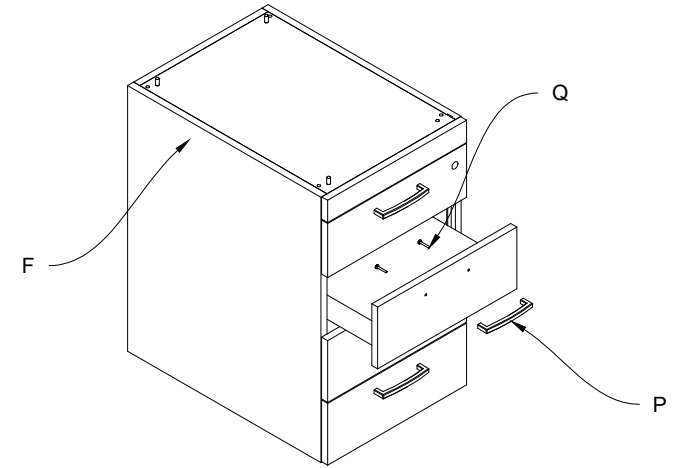
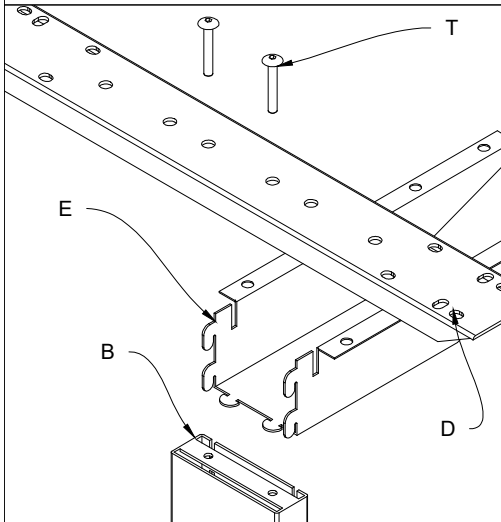
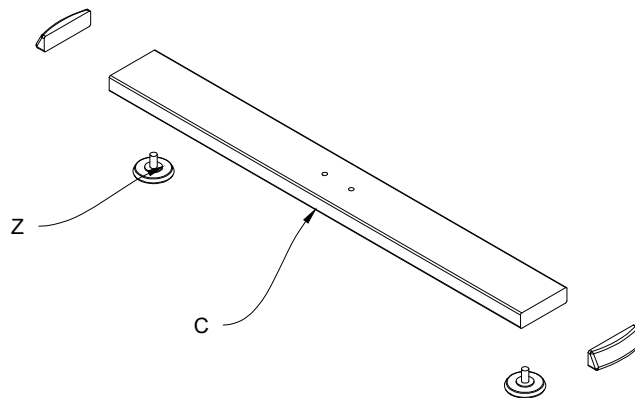


Fig.2 Fissare i bulloni (T) nell'elemento di giunzione (D) e incastrare il puntale (E) e la gamba (B)
Fig.2 Fasten the bolts (T) in the junction element (D), wedge in the mini crossbar (E) and leg (B)



3) Unire l'elemento della gamba (C) con i piedini (Z) e i due elementi laterali.
3) Unite the leg element (C) with the feet (Z) and the two lateral elements.



4) Posizionare l'elemento della gamba (C) con la gamba (B), il puntale (E) e l'elemento di giunzione (D).
4) Position the leg element (C) with the leg (B), mini crossbar (E) and junction element (D)

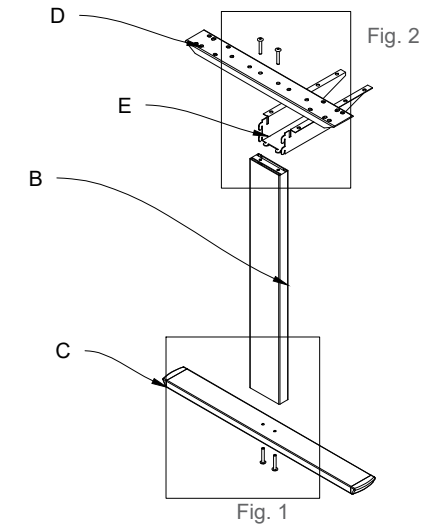


Fig.1 Fissare la struttura e la cassettera al piano (A) tramite i bulloni (S).
Fig.1 Fasten the structure and chest of drawers to the top (A) by means of the bolts (S)

5) Unire il piano (A) con la struttura metallica e la cassettera (F) tramite i bulloni (S e U)
5) Unite the top (A) to the metallic structure and chest of drawers (F) by means of the bolts (S and U)

