
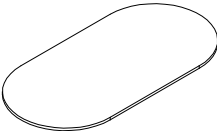

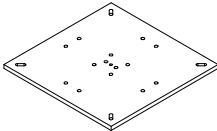








<div>SEIPO®</div>		<div>Rev. <b>00</b></div> <div>Data 27/11/2020</div>	<div>Emissione</div> <div>Issuance</div> <div>Approvazione</div> <div>Approval</div>	Schema di montaggio			Assembly diagram			<div>25-30 PA.0789 180x100x73</div> <div>25-30 PA.0790 200x100x73</div> <div>25-30 PA.0791 220x100x73</div> <div>25-30 PA.0792 240x100x73</div>		<div>25-30 PA.0793 180x120x73</div> <div>25-30 PA.0794 200x120x73</div> <div>25-30 PA.0795 220x120x73</div>	
Ferramenta		Componenti			Piano (A) Top (A)		Gamba (B) Leg (B)		Piastra di giunzione (C) Junction plate (C)		Piastra (D) Plate (D)		
Hardware		Components											
Bullone 6x16 (U)		Bolt 6x16 (U)											
		n°8											
Bullone 8x25 (V)		Bolt 8x25 (V)											
		n°8											
Bullone 8x25 (Z)		Bolt 8x25 (Z)											
		n°8											
Chiave esagonale		Hexagonal key											
		n°1											

<div><div><div><div><div></div></div></div><div>SEIPO®</div></div><div><div>Rev. 00</div><div>Emissione Issuance</div></div><div><div>Date 27/11/2020</div><div>Approvazione Approval</div></div></div>	<div>Schema di montaggioAssembly diagram</div>		<div>25-30 PA.0789 180x100x7325-30 PA.0793 180x120x73</div> <div>25-30 PA.0790 200x100x7325-30 PA.0794 200x120x73</div> <div>25-30 PA.0791 220x100x7325-30 PA.0795 220x120x73</div> <div>25-30 PA.0792 240x100x73</div>
<div>Fig.1 Fissaggio della gamba nella piastra (D) tramite i bulloni (Z)</div> <div>Fig.1 Fasten the leg to the plate (D) by means of the bolts (Z)</div>	<div>1) Posizionare la gamba (B) sopra la piastra (D).</div> <div>1) Position the leg (B) above the plate (D)</div>	<div>2) Fissare la piastra di giunzione (C) alla gamba (B) tramite i bulloni (V).</div> <div>2) Fasten the junction plate (C) to the leg (B) by means of the bolts (V)</div>	
<div>Fig.2 Fissaggio del piano (A) nella piastra di giunzione (C) tramite i bulloni (U)</div> <div>Fig.2 Fasten the top (A) to the junction plate (C) by means of the bolts (U)</div>	<div>4) Unire il piano (A) alla struttura.</div> <div>4) Unite the top (A) to the structure</div>		