

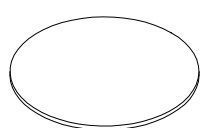

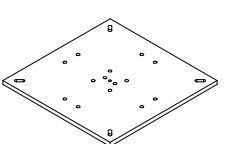





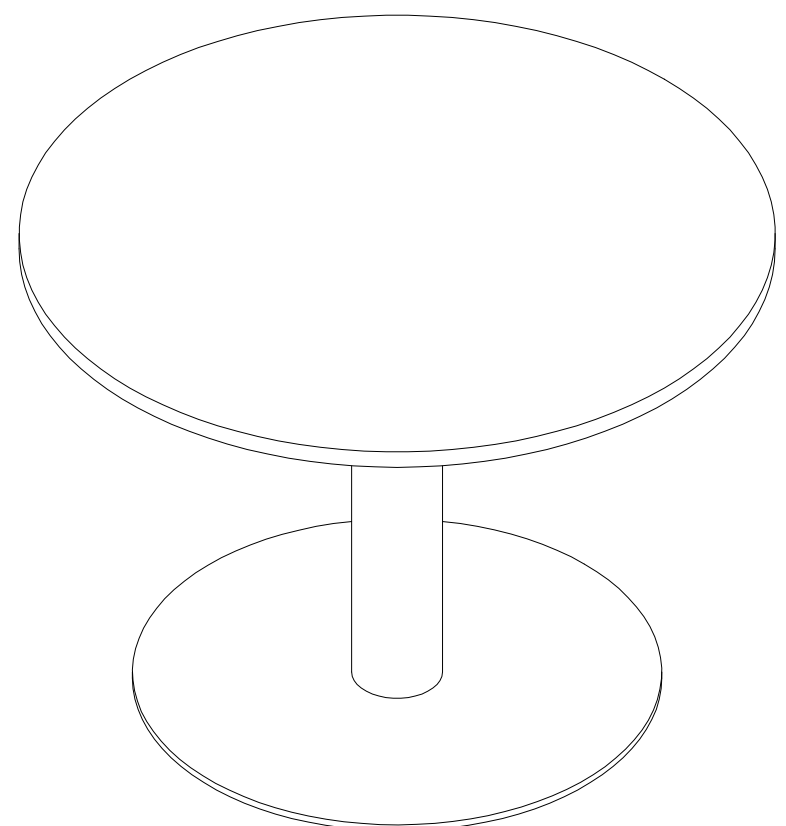
Ferramenta Hardware	Componenti Components		Piano (A) Top (A)		Gamba (B) Leg (B)		Piastra di giunzione (C) Junction plate (C)		Piastra (D) Plate (D)
Bullone 6x16 (U) 	Bolt 6x16 (U) n°4								
Bullone 8x25 (V) 	Bolt 8x25 (U) n°4								
Bullone 8x25 (Z) 	Bolt 8x25 (Z) n°4								
Chiave esagonale 	Hexagonal key n°1								

Fig.1 Fissaggio della gamba nella piastra (D) tramite i bulloni (Z)  
 Fig.1 Fasten the leg to the plate (D) by means of the bolts (Z)

1) Posizionare la gamba (B) sopra la piastra (D).  
 1) Position the leg (B) above the plate (D)

2) Fissare la piastra di giunzione (C) alla gamba (B) tramite i bulloni (V).  
 2) Fasten the junction plate (C) to the leg (B) by means of the bolts (V)

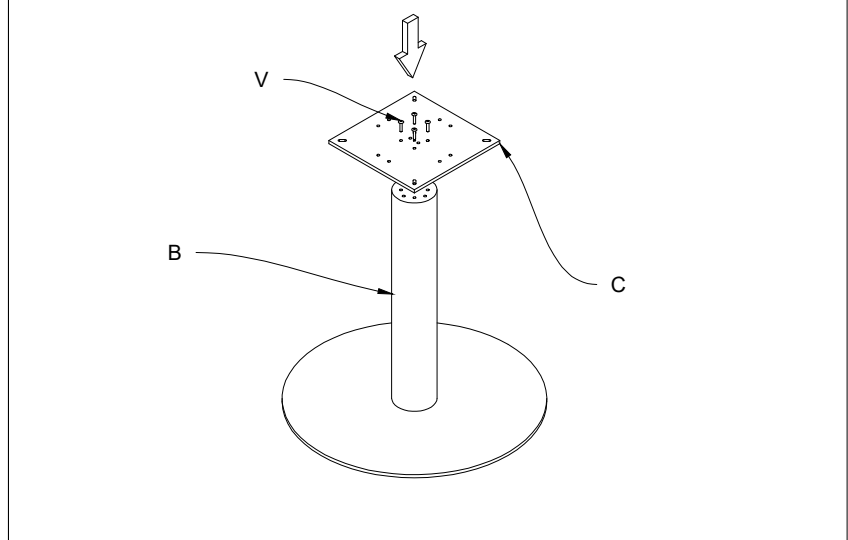
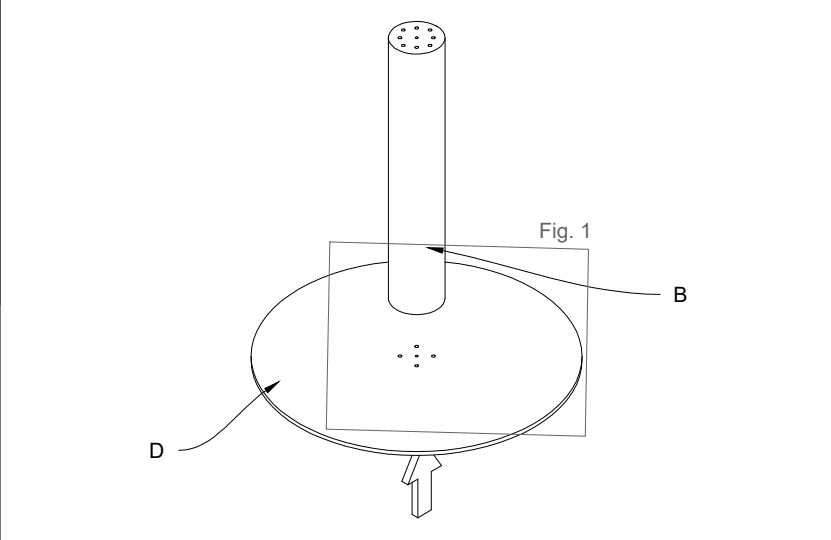
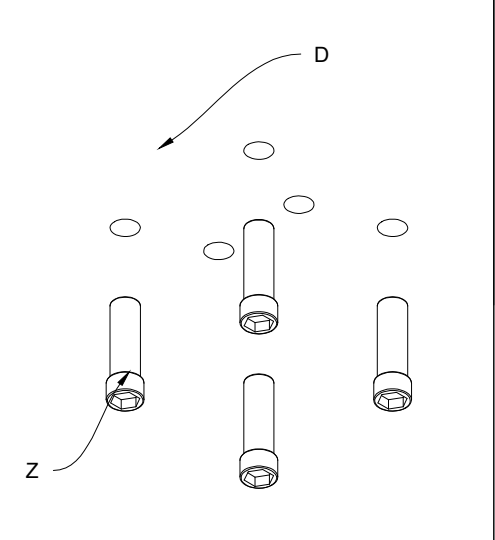


Fig.2 Fissaggio del piano (A) nella piastra di giunzione (C) tramite i bulloni (U)  
 Fig.2 Fasten the top (A) to the junction plate (C) by means of the bolts (U)

4) Unire il piano (A) alla struttura.  
 4) Unite the top (A) to the structure

